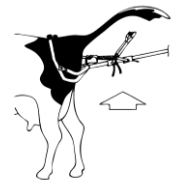
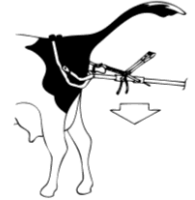


VINK CALFPULLER STANDARD AND WITH ALTERNATE TRACTION

This calfpuller is easy to handle.

- The rump frame is placed over the cow's rear with the open end towards the backbone.
- Then the ropes are attached to both calf's legs and to the lever mechanism in that order.
- Now gently tension the ropes and it will adopt the correct position whether the cow is standing up or lying down.
- The calfpuller can not slip out of position. It leaves both hands free to assist cow and calf.



During a normal presentation

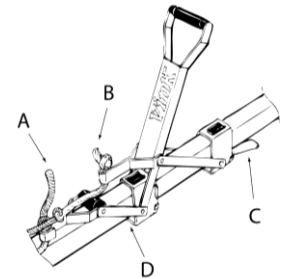
- One should draw downwards in the direction of the udder until the head is born and then in a horizontal line.
- When the calf pelvis threatens to lock in the cow's pelvis one should draw more in the direction of the udder.

In the case of a posterior presentation

- The draw should be upwards the tail until the legs are born and then change to a horizontal line.

The quick release

- Depress catch C and with the same hand push the whole lever mechanism towards the cow. The handle will swing forward and automatically release catch D. *Do not press the handle.* If the ropes are too taut, ease the handle backwards to allow catch C to be released more easily.



The lever mechanism of the VINK calfpuller with alternate traction is equipped with 2 hooks which will be drawn backwards one by one when pulling the handle backwards. The distance between the two hooks when pulling is approximate 7 cm. The distance between the knots in the ropes must be the same to ensure equal traction on both legs of the calf.

Example:

- | | |
|------------------------------------|-------------------------|
| The red rope on the front hook (A) | : knots on 30 and 43 cm |
| The blue rope on the back hook (B) | : knots on 37 and 50 cm |

WARNING!

When the cow is standing up during the delivery, she can lie down suddenly, in that case the pole can strike out sideways. We supply with the VINK calfpuller with standard levermechanism white ropes. You can determine yourself what the distance between the knots must be. The distance between the knots must be the same on both ropes to ensure equal traction on both legs of the calf.

A normal delivery requires a pull of 150-250 kg. A stronger pull may cause damage to cow, calf or apparatus. The pole can be moved sideways maximum 30 degrees, a move sideways of more than 30 degrees can damage the apparatus. Always take care to ensure sufficient room around the cow during the delivery, this renders a sideways movement of the pole unnecessary.

The manufacturer does not accept responsibility for damage caused by the above mentioned or other improper use of the calfpuller.