







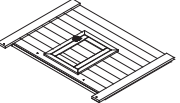
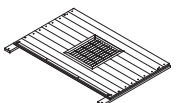
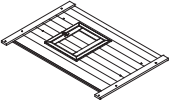
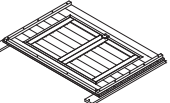

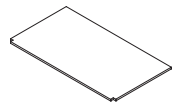
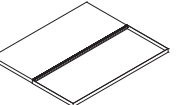
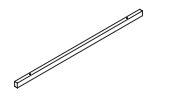
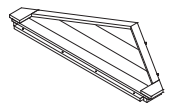
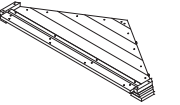
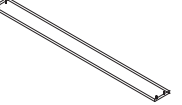
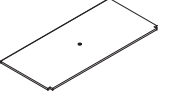
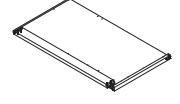
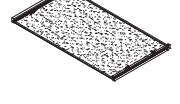

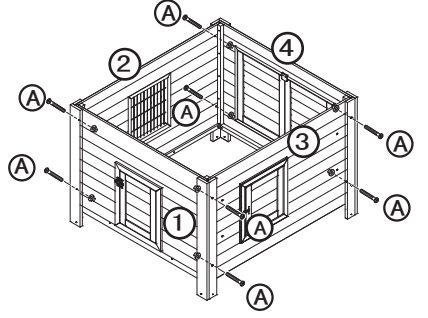
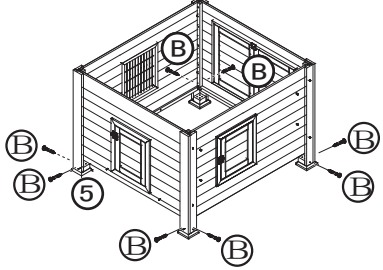
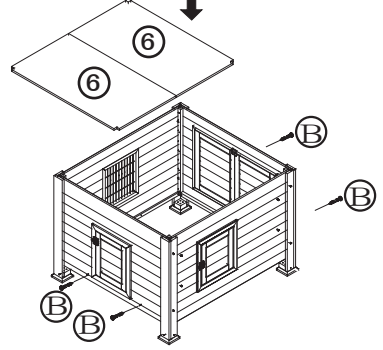
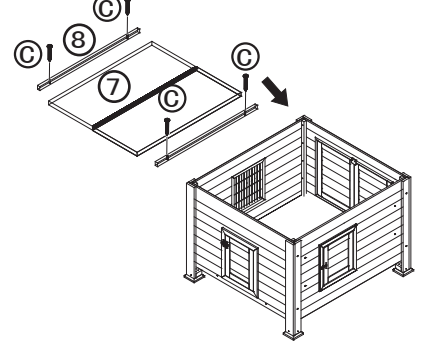
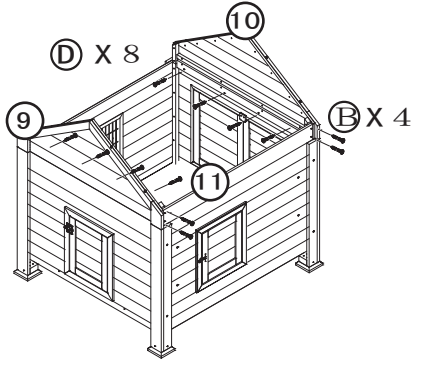
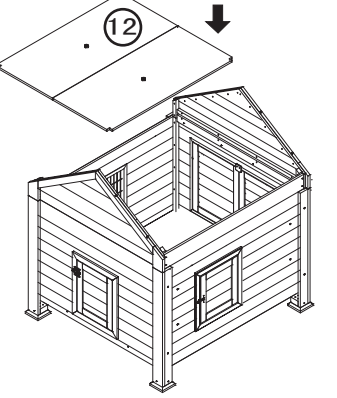
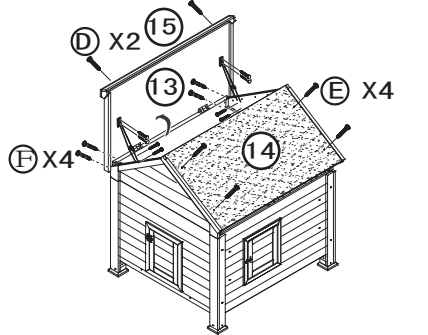



Parts List

Steps:



A  6X60mm 8+1pcs	B  3. 5X30mm 16+1pcs	C  3. 5X40mm 4+1pcs	D  3. 5X25mm 10+1pcs
E  3. 5X35mm 4+1pcs	F  3. 5X45mm 4+1pcs	 1pc	 1pc
1  1pc	2  1pc	3  1pc	4  1pc
5  4pcs	6  2pcs	7  1pc	8  2pcs
9  1pc	10  1pc	11  1pc	12  2pcs
13  1pc	14  1pc	15  1pc	

1 	2 	3 
4 	5 	6 
7 	8 	<p>DE Um die Lebensdauer des Stalles zu verlängern, sollte das Holz mit geeignetem Anstrich nachbehandelt werden. Der beste Standplatz ist unter einem Vordach an der vom Wetter abgewandten Seite.</p> <p>FR Pour augmenter la durée de vie de ce produit il convient de le traiter avec un traitement complémentaire avec une teinture similaire. Un emplacement couvert, à l'abri des intempéries serait la meilleure implantation.</p> <p>EN In order to enhance life expectancy it is advisable to treat the wood with an appropriate additional coating. Best place the hutch under a porch to avoid direct exposure to the elements.</p> <p>IT Per prolungare la vita della stalla bisogna ancora trattare il legno con una verniciatura adatta. La posizione ideale per la stalla è sotto una tettoia al lato della casa protetta dal maltempo.</p>